

“Fiesta!” Table Topper

Brighten up any summer table with this “Fiesta!” table topper! This table topper is made more special by the batting that is used.

Fabric requirements include all fabric for the project top, back and binding.

Finished Table Topper is 24 1/2” Square

Finished Squares = 12”, Unfinished Squares = 12 1/2”

All seams are 1/4”


Press in the direction of the arrows.

Fabric Requirements	Amount
Green	1/4 yard
Blue	1/4 yard
Orange	3/8 yard (includes Binding)
Fiesta Fun Focus Fabric	1/2 yard
Backing	28” square*
100% Cotton Batting	28” square*
Insul-Bright®	28” square*

*The batting and backing are a few inches bigger than the quilt, but is necessary if you are going to hand-quilt the quilt or machine quilt (domestic or long arm) your finished table runner.

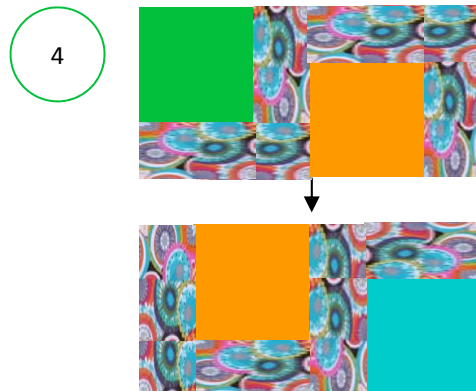
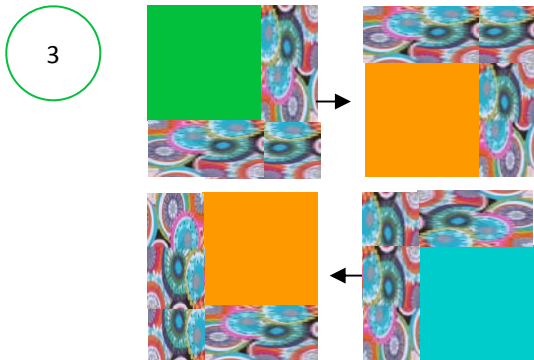

Cutting Instructions for the “Fiesta!” Table Topper	
Fabric	Cutting Instructions
Green	Cut FOUR (4) 4 1/2” squares
Blue	Cut FOUR (4) 4 1/2” squares
Orange	Cut EIGHT (8) 4 1/2” squares
Fiesta Fun Focus Fabric	Cut SIXTEEN (16) 2 1/2” x 4 1/2” strips
Fiesta Fun Focus Fabric	Cut SIXTEEN (16) 2 1/2” x 6 1/2” strips
Orange	Cut and piece enough 2” x WOF strips for the Binding

This pattern has been tested, to the best of our ability. If your block does not come out the size shown, please try adjusting your needle position to the appropriate position (left or right) and see if you get the correct block size.



"Fiesta!" Block
Make FOUR (4)

Chain piecing makes this table topper come together quickly!



Congratulations! Now it's time for you to create your quilt sandwich, quilt your table topper and add the binding!

Insul-Bright® is a fabulous addition to this table topper. It helps keep hot items hot and cold items cold and it protects your table surface from damage. Use it with 100% cotton batting, which will help absorb any condensation from your surface, too!

If you use Insul-Bright®, your quilt sandwich will consist of (in order) your pieced quilt topper, Insul-Bright®, 100% cotton batting and your backing.

Don't forget to enjoy your very own "Fiesta!"