

MKs Featured Flower Porch Quilt

2007 Free Quilt Pattern from BOMQuilts.com & Mary Kate's Country Quilts n' Things



Finished project will measure 45" x 45"


Fabric Yardage - from MaryKates-QuiltsnThings.com
"Bungalow" by RJR

Mary Kate's Country Quilts N Things
Your Anytime/Online Quilt Shop

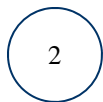


Block 5 = Road to California
Unfinished Blocks Measure 4 1/2" square

Fabric	Cut
Fabric A	ONE (1) 1 7/8" square
Fabric A	ONE (1) 2 1/8" square - cut square ONE (1) time diagonally, corner-to-corner, to create TWO (2) triangles
Fabric B	THREE (3) 1 7/8" squares
Fabric G	TWO (2) 2 1/8" squares - cut squares ONE (1) time diagonally, corner-to-corner, to create FOUR (4) triangles
Fabric J	ONE (1) 2 1/8" square - cut square ONE (1) time diagonally, corner-to-corner, to create TWO (2) triangles
Fabric K	ONE (1) 2 1/8" square - cut square ONE (1) time diagonally, corner-to-corner, to create TWO (2) triangles



Make 2
Fabrics A & G




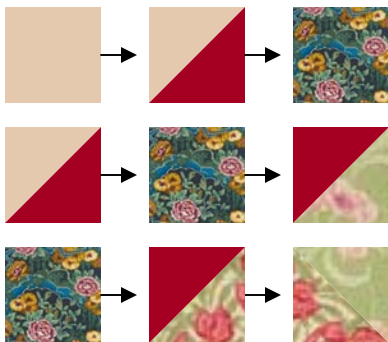
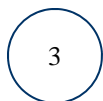
Make 1
Fabrics C & K



Make 1
Fabrics C & J



Make 1
Fabrics J & K



Block 5 Finished
Make FOUR (4)