


TT Calendar Quilt

Make a Calendar Quilt and/or Make a Quilt Calendar!

2007 BOM Project from BOMQuilts.com & AbbiMays.com

June 2007 Block Set

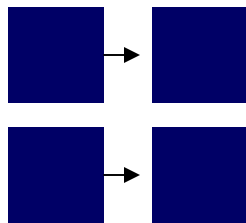


Fabric	Cut
Blue	Cut FOUR (4) 4" squares
Red	Use TEMPLATE and cut THREE (3) of the outside fire-works.
White	Use TEMPLATE and cut THREE (3) of the inside fireworks.
Fusible Web	Enough for 6 fireworks.

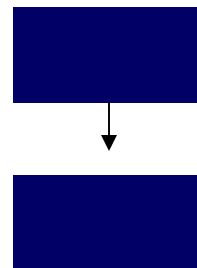
Fireworks Block

- 1) Sew the blue background pieces together to make a 7 1/2" (unfinished size) four-square block.
- 2) Begin by pressing the fusible web to your white and red fabric, tracing around the template (on the paper side of the fusible web) and cut out your fireworks. Layer the white fabric on the red fabric and press in place on the blue background.

1



2



- 3) Once finished, stitch around your fireworks in whatever way you prefer -- I used raw-edge appliqué by stitching 1/4" inside of the borders of the fireworks!