


## “Winterset Bricks”

An Original Quilt Design by TK Harrison from QuiltTherapy.com & BOMquilts.com!

**BOMquilts.com**



[QuiltTherapy.com](http://QuiltTherapy.com) & [BOMquilts.com](http://BOMquilts.com)!

Finished quilt = 68 1/2" x 63"

Finished Blocks for Quilt = 10" x 12"

Unfinished Blocks for Quilt = 10 1/2" x 12 1/2"

All seams a scant 1/4"

Press in the direction of the arrows.

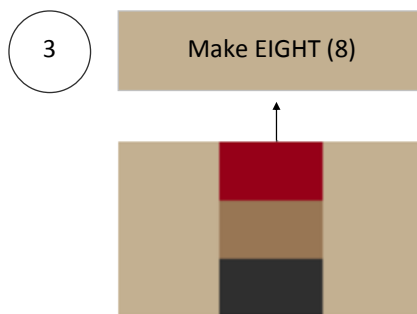
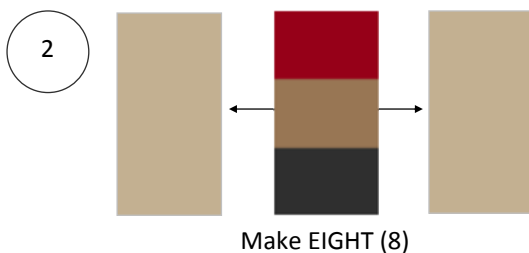
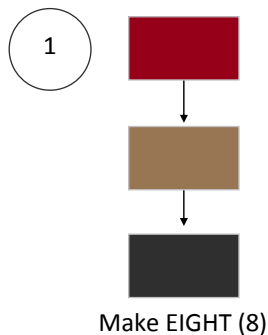
**Read ALL Instructions Before Beginning**



**Block #1**  
**Make EIGHT (8)**

### Block #1 Cuts for EIGHT (8) Quilt Blocks:

Fabric Color	Cuts
Green	Cut EIGHT (8) 3" x 4 1/2" rectangles
Brown	Cut EIGHT (8) 3" x 4 1/2" rectangles.
Red	Cut EIGHT (8) 3" x 4 1/2" rectangles.
Tan	Cut SIXTEEN (16) 4 1/2" x 8" rectangles
Tan	Cut EIGHT (8) 3" x 12 1/2" rectangles



This pattern has been tested, to the best of our ability. If your block does not come out the size shown, please try adjusting your needle position to the appropriate position (left or right)

© 2006 BOMQuilts.com - All Rights Reserved

For Personal Use ONLY