


“Winterset Bricks”

An Original Quilt Design by TK Harrison from QuiltTherapy.com & BOMquilts.com!

BOMquilts.com



QuiltTherapy.com & BOMquilts.com!

Finished quilt = 68 1/2" x 63"


Finished Blocks for Quilt = 10" x 12"

Unfinished Blocks for Quilt = 10 1/2" x 12 1/2"

All seams a scant 1/4"

Press in the direction of the arrows.


Read ALL Instructions Before Beginning



Block #2
Make EIGHT (8)

Block #2 Cuts for EIGHT (8) Quilt Blocks:


Fabric Color	Cuts
Green	Cut EIGHT (8) 3" x 4 1/2" rectangles
Green	Cut EIGHT (8) 3" x 10 1/2" rectangles.
Brown	Cut EIGHT (8) 3" x 4 1/2" rectangles.
Brown	Cut EIGHT (8) 3" x 10 1/2" rectangles.
Red	Cut SIXTEEN (16) 3" x 6 1/2" rectangles.
Dk. Brown	Cut SIXTEEN (16) 3" x 6 1/2" rectangles



“Winterset Bricks”

An Original Quilt Design by TK Harrison from QuiltTherapy.com & BOMquilts.com!

BOMquilts.com



QuiltTherapy.com & BOMquilts.com!

Finished quilt = 68 1/2" x 63"


Finished Blocks for Quilt = 10" x 12"

Unfinished Blocks for Quilt = 10 1/2" x 12 1/2"

All seams a scant 1/4"

Press in the direction of the arrows.

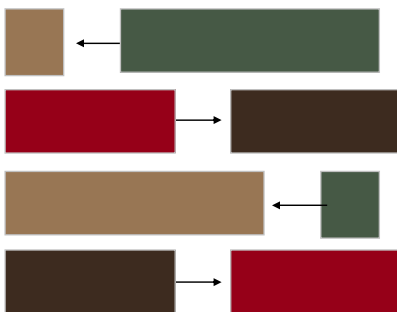
Read ALL Instructions Before Beginning



Block #2
Make EIGHT (8)

Sewing Block #2 Together:

1



Make EIGHT (8)

2



Make EIGHT (8)