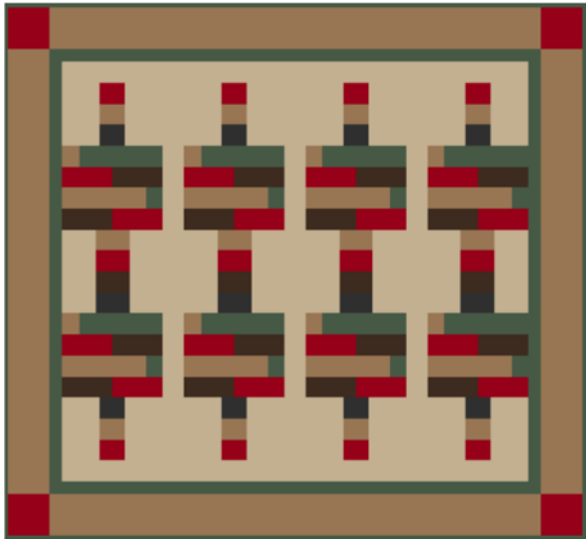




“Winterset Bricks”

An Original Quilt Design by TK Harrison from QuiltTherapy.com & BOMquilts.com!

BOMquilts.com



QuiltTherapy.com & BOMquilts.com!

Finished quilt = 68 1/2" x 63"
 Finished Blocks for Quilt = 10" x 12"
 Unfinished Blocks for Quilt = 10 1/2" x 12 1/2"

All seams a scant 1/4"
 Press in the direction of the arrows.

Read ALL Instructions Before Beginning

Cuts for Finishing Instructions:

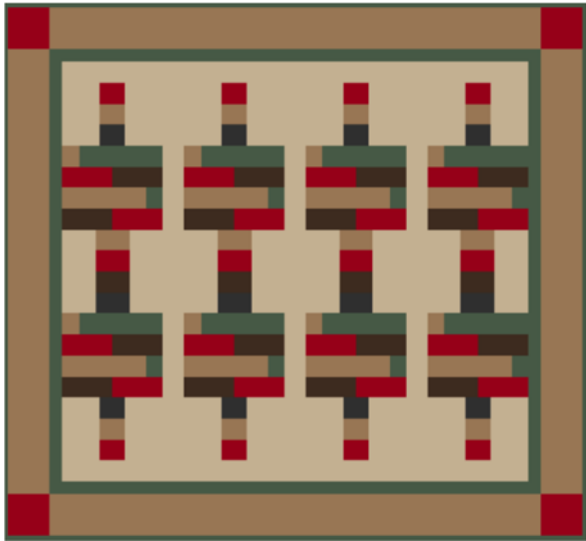
Fabric Color	Cuts
Tan	Cut THREE (3) 2 1/2" x 50 1/2" strips (Vertical Sashing)
Green	Cut TWO (2) 2" x 50 1/2" strips (Left & Right Border #1)
Green	Cut TWO (2) 2" x 59" strips (Top & Bottom Border #1)
Red	Cut FOUR (4) 5 1/2" squares (Border #2 Cornerstones)
Brown	Cut TWO (2) 5 1/2" x 53 1/2" strips (Left & Right Border #2)
Brown	Cut TWO (2) 5 1/2" x 59" strips (Top & Bottom Border #2)
Green	Cut SIX (6) 2 1/2" x WOF Strips (Binding)



“Winterset Bricks”

An Original Quilt Design by TK Harrison from QuiltTherapy.com & BOMquilts.com!

BOMquilts.com



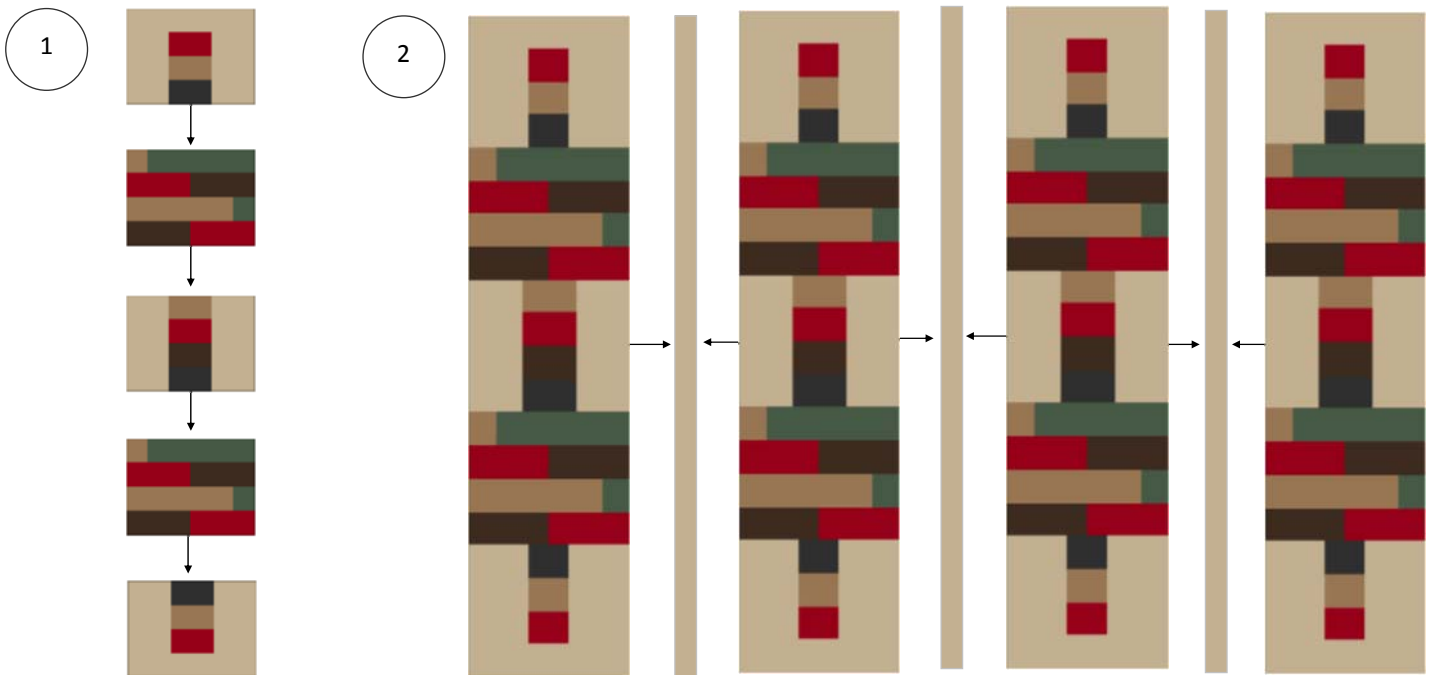
QuiltTherapy.com & BOMquilts.com!

Finished quilt = 68 1/2" x 63"
Finished Blocks for Quilt = 10" x 12"
Unfinished Blocks for Quilt = 10 1/2" x 12 1/2"

All seams a scant 1/4"
Press in the direction of the arrows.

Read ALL Instructions Before Beginning

Finishing the “Winterset Bricks” Quilt:



Make FOUR (4)

This pattern has been tested, to the best of our ability. If your block does not come out the size shown, please try adjusting your needle position to the appropriate position (left or right)

© 2006 BOMQuilts.com - All Rights Reserved

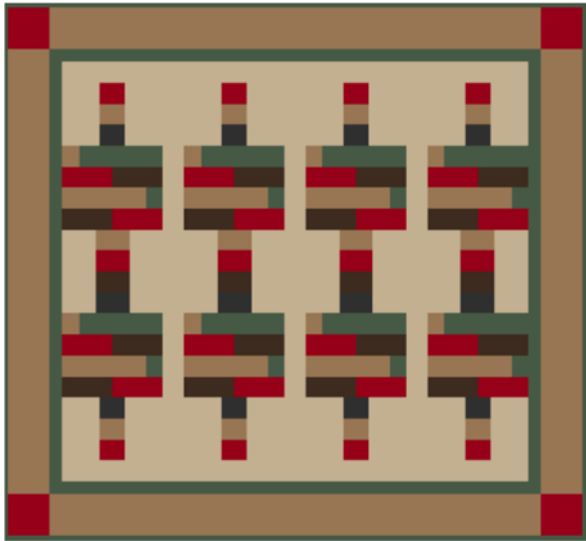
For Personal Use ONLY



“Winterset Bricks”

An Original Quilt Design by TK Harrison from QuiltTherapy.com & BOMquilts.com!

BOMquilts.com



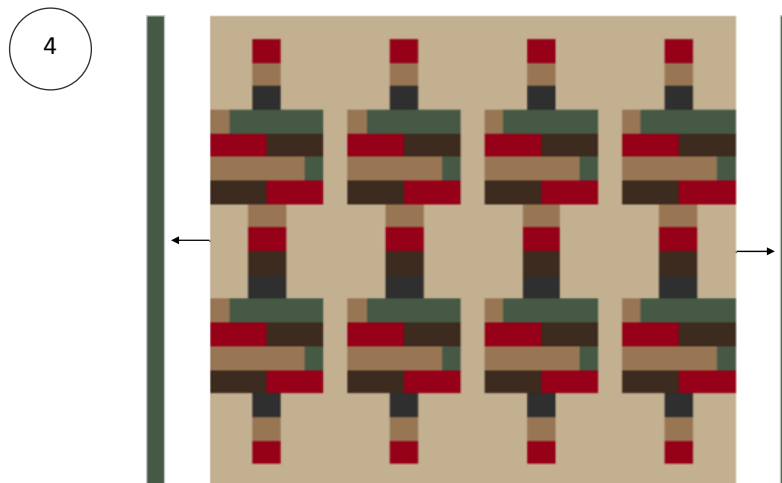

QuiltTherapy.com & BOMquilts.com!


Finished quilt = 68 1/2" x 63"
Finished Blocks for Quilt = 10" x 12"
Unfinished Blocks for Quilt = 10 1/2" x 12 1/2"

All seams a scant 1/4"
Press in the direction of the arrows.

Read ALL Instructions Before Beginning

Finishing the “Winterset Bricks” Quilt (cont.):






“Winterset Bricks”

An Original Quilt Design by TK Harrison from QuiltTherapy.com & BOMquilts.com!

BOMquilts.com



QuiltTherapy.com & BOMquilts.com!

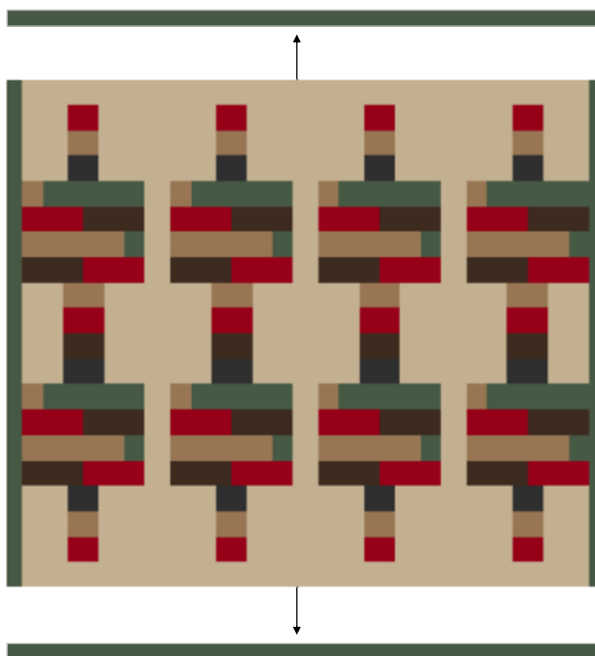
Finished quilt = 68 1/2" x 63"
Finished Blocks for Quilt = 10" x 12"
Unfinished Blocks for Quilt = 10 1/2" x 12 1/2"

All seams a scant 1/4"
Press in the direction of the arrows.

Read ALL Instructions Before Beginning

Finishing the “Winterset Bricks” Quilt (cont.):


5



This pattern has been tested, to the best of our ability. If your block does not come out the size shown, please try adjusting your needle position to the appropriate position (left or right)

© 2006 BOMQuilts.com - All Rights Reserved


For Personal Use ONLY



“Winterset Bricks”

An Original Quilt Design by TK Harrison from QuiltTherapy.com & BOMquilts.com!

BOMquilts.com



QuiltTherapy.com & BOMquilts.com!


Finished quilt = 68 1/2" x 63"
Finished Blocks for Quilt = 10" x 12"
Unfinished Blocks for Quilt = 10 1/2" x 12 1/2"

All seams a scant 1/4"
Press in the direction of the arrows.

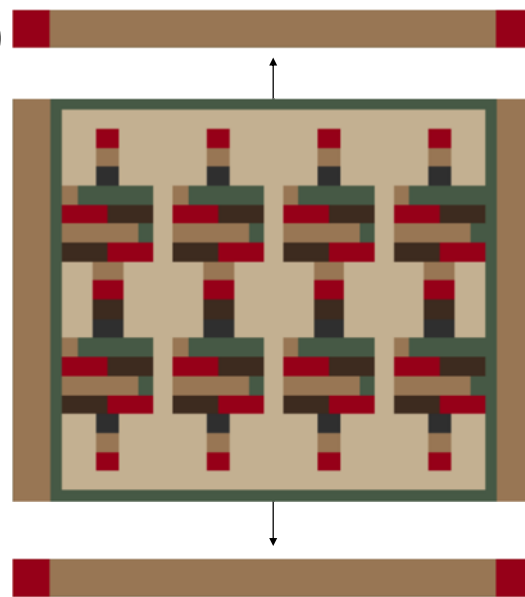
Read ALL Instructions Before Beginning

Finishing the “Winterset Bricks” Quilt (cont.):

5



6



Next up is to create a quilt sandwich, quilt as desired & sew on the binding.
Congrats from TK Harrison, Quilt Therapy & BOMquilts.com!