

## "We Three Trees"

Table Runner


2016 Free "Christmas in July" Quilt Project  
from BOMQuilts.com & AbbiMays.com



Christmas in July  
2016 at BOMquilts.com

Free original quilt patterns &  
projects each week in July!

*Please Note: While TK Harrison's religious affiliation is as a Lutheran Christian, she designs her quilts with others in mind. If the fabrics and/or colors are not applicable to your religious affiliation, feel free to substitute with those of your choice.*



Festive Christmas trees to adorn your holiday table. Blocks created using a mix of templates and piecing.

[www.BOMquilts.com](http://www.BOMquilts.com)!

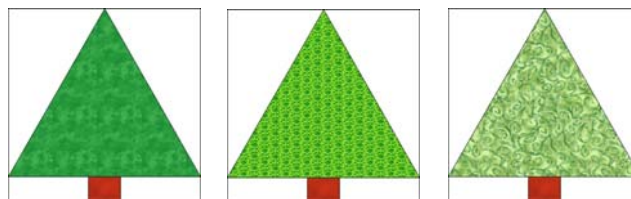
Finished Table Runner = 14" x 37"  
Finished Block Size = 10" - Unfinished Block Size = 10 1/2"

Purchase your Christmas Fabric from [www.AbbiMays.com](http://www.AbbiMays.com)

All Seams a precise 1/4"  
Read **ALL** Instructions Before Beginning

### Fabric Requirements for "We Three Trees" Table Runner

Green #1	ONE (1) Fat Quarter
Green #2	ONE (1) Fat Quarter
Green #3	3/8 yard (includes Binding)
Red	3/8 yard (includes Border & Sashing)
White	1/2 yard



All three blocks for this table runner are made the  
same, just with different green colored fabrics.

This pattern has been tested, to the best of our ability. If your block does not come out the size shown, please try adjusting your needle position to the appropriate position (left or right) and see if you get the correct block size.

© 2016 BOMQuilts.com - All Rights Reserved  
For Personal Use ONLY

# "We Three Trees"


Table Runner

2016 Free "Christmas in July" Quilt Project  
from BOMQuilts.com & AbbiMays.com



Christmas in July  
2016 at BOMquilts.com

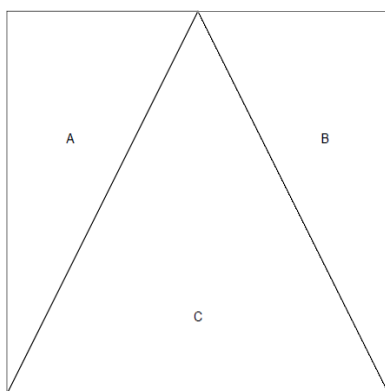
Free original quilt patterns &  
projects each week in July!



## Fabric Cuts for "We Three Trees" Table Runner

Green #1	Cut ONE (1) of attached Template C
Green #2	Cut ONE (1) of attached Template C
Green #3	Cut ONE (1) of attached Template C
Red	Cut THREE (3) 1 3/4" x 2" rectangle
Red	Cut TWO (2) 2" x 10 1/2" strips (Sashing)
Red	Cut TWO (2) 2 1/4" x 10 1/2" strips (left & right Border)
Red	Cut TWO (2) 2 1/4" x 37" strips (top & bottom Border)
White	Cut SIX (6) 1 3/4" x 4 1/2" strips
White	Cut THREE (3) of attached Template A
White	Cut THREE (3) of attached Template B
Green #2	Cut & piece enough 2" x WOF strips for Binding

1

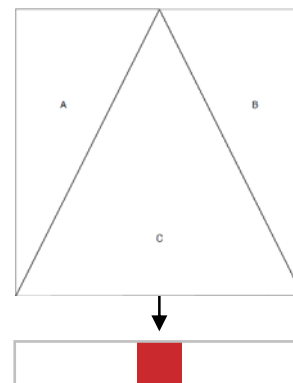


Sew the tree templates together.

2



3



Make ONE (1) block of each green fabric choice.

This pattern has been tested, to the best of our ability. If your block does not come out the size shown, please try adjusting your needle position to the appropriate position (left or right) and see if you get the correct block size.

© 2016 BOMQuilts.com - All Rights Reserved  
For Personal Use ONLY

## "We Three Trees"


Table Runner

2016 Free "Christmas in July" Quilt Project  
from BOMQuilts.com & AbbiMays.com

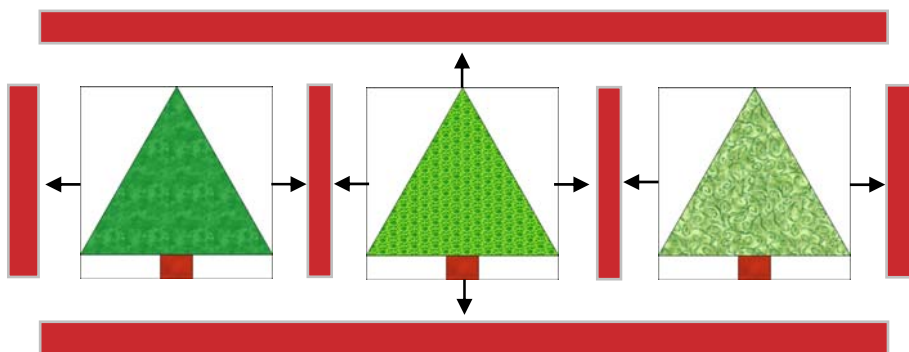


Christmas in July  
2016 at BOMquilts.com

Free original quilt patterns &  
projects each week in July!



### Finishing the "We Three Trees" Table Runner



Next, make your quilt sandwich and quilt as desired.

Finally, sew your Binding strips together and bind your table runner!

This pattern has been tested, to the best of our ability. If your block does not come out the size shown, please try adjusting your needle position to the appropriate position (left or right) and see if you get the correct block size.

© 2016 BOMQuilts.com - All Rights Reserved  
For Personal Use ONLY

**Tree Template**

