

2022 Block of the Month Quilt is an On-Point Quilt
An Original Quilt Design by TK Harrison—Owner of BOMquilts.com
Brought to you by BOMquilts.com & Abbi May's Quilt Shop



"Majestic Beauty" is a traditionally pieced & on-point block of the month quilt featuring the "Jade Garden Batiks" fabrics designed in house by Wilmington Fabrics

www.BOMquilts.com

Finished quilt = 81" Square

Finished Blocks for Quilt = 13" Square

Unfinished Blocks for Quilt = 13 1/2" Square

Purchase the Quilt Kit from:

www.AbbiMays.com

All seams a scant 1/4"

Press in the direction of the arrows

Read ALL Instructions Before Beginning

Block #5—"Morning Glory" Quilt Block—Make FOUR (4)


Cutting Instructions for FOUR (4) 13" finished & 13 1/2" unfinished quilt block:

Fabric Color	Cut #1	Instructions or Cut #2
Green Pine Leaves	Cut FOUR (4) 3 5/8" squares.	N/A
Green Purple Quilt Blocks	Cut SIXTEEN (16) 3" squares.	N/A
Cream Palm Leaves	Cut SIXTEEN (16) 3" squares.	On the back side of the squares draw a diagonal line, corner-to-corner, ONE (1) time.
Cream Palm Leaves	Cut EIGHT (8) 3" squares.	Then cut the squares diagonally, corner-to-corner, ONE (1) time. You'll end up with TWO (2) triangles per square.

Cutting Instructions continued on the next page!




2022 Block of the Month Quilt is an On-Point Quilt
An Original Quilt Design by TK Harrison—Owner of BOMquilts.com
Brought to you by BOMquilts.com & Abbi May’s Quilt Shop



Block #5—“Morning Glory” Quilt Block—Make FOUR (4)

Cutting Instructions (cont.) for FOUR (4) 13” finished & 13 1/2” unfinished quilt block:

Fabric Color	Cut #1	Instructions or Cut #2
Cream Palm Leaves	Cut SIXTEEN (16) more 3” squares.	Then cut the squares diagonally, corner-to-corner, ONE (1) time. You’ll end up with TWO (2) triangles per square.
Cream Palm Leaves	Cut THIRTY-TWO (32) 2 5/8” squares.	N/A
Light Purple Pine Leaves	Cut SIXTEEN (16) 2 5/8” x 4 7/8” rectangles.	N/A
Green Purple Quilt Blocks	Cut SIXTEEN (16) 3” squares.	N/A
Pastel Purple Palm Leaves	Cut SIXTEEN (16) 2 5/8” x 4 7/8” rectangles.	N/A



2022 Block of the Month Quilt is an On-Point Quilt
An Original Quilt Design by TK Harrison—Owner of BOMquilts.com
Brought to you by BOMquilts.com & Abbi May's Quilt Shop

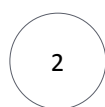
Block #5 Sewing the “Morning Glory” Quilt Block Together



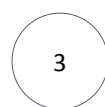
**Morning Glory
Quilt Block
Make FOUR (4)**



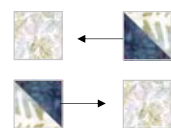
Make THIRTY-TWO (32) Half-Square Triangles



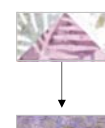
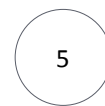
Make FOUR (4) Square in a Squares



Make SIXTEEN (16) Flying Geese



Make SIXTEEN (16)



Make SIXTEEN (16)



Make FOUR (4)



Make FOUR (4)

Stay Tuned for the “Morning Glory” Center Quilt Block to be Released next Month!