



### "Hometown Heroes"

2024 Block of the Month Quilt

An Original Quilt Design by TK Harrison—Owner of BOMquilts.com

Brought to you by BOMquilts.com & Maywood Studio

BOMquilts.com

MAYWOOD  STUDIO

#### Block #4—Little T Quilt Block



"Hometown Heroes" is a traditionally pieced block of the month (BOM) quilt using the Kimberbell Basics "Tiny Dots" fabrics designed by Kimberbell from Maywood Studio!

**This quilt meets the requirements as a Quilts of Valor (QOV) Quilt! Make it for yourself or for a well deserving Veteran!**

**[BOMquilts.com](http://BOMquilts.com)**

Finished quilt = 63" x 80 1/2"

Finished Blocks for Quilt = 15" Square


Unfinished Blocks for Quilt = 15 1/2" Square

**[MaywoodStudio.com](http://MaywoodStudio.com)**

All seams a scant 1/4"

Press in the direction of the arrows

**Read ALL Instructions Before Beginning**



**Little T Quilt Block  
Make ONE (1)**

**“Hometown Heroes”**

2024 Block of the Month Quilt

An Original Quilt Design by TK Harrison—Owner of BOMquilts.com

Brought to you by BOMquilts.com &amp; Maywood Studio

BOMquilts.com

MAYWOOD  STUDIO**Block #4—Little T Quilt Block—Cutting Instructions**

Fabric Color	Cut #1	Cut #2 (if applicable)
Red Dot	Cut ONE (1) 3 3/4" square	N/A
Red Dot	Cut EIGHT (8) 4 1/4" squares	Then cut the squares diagonally, corner-to-corner, ONE (1) time. Will yield TWO (2) triangles per square.
Blue Dot	Cut FOUR (4) 4 1/4" squares	Then cut the squares diagonally, corner-to-corner, ONE (1) time. Will yield TWO (2) triangles per square.
White Dot	Cut TWO (2) 6 3/4" squares	Then cut the squares diagonally, corner-to-corner, TWO (2) times. Will yield FOUR (4) triangles per square.
White Dot	Cut TWO (2) 4 1/4" squares	Then cut the squares diagonally, corner-to-corner, ONE (1) time. Will yield TWO (2) triangles per square.
White Dot	Cut FOUR (4) 3 1/2" x 6" rectangles	N/A
White Dot	Cut ONE (1) 7 3/8" square	Then cut the square diagonally, corner-to-corner, ONE (1) time. Will yield TWO (2) triangles.

Please refer to our “Tutorials” page for assistance with the Half-Square Triangles, Square in a Square and/or the Flying Geese components of this “Little T Quilt Block.”



## "Hometown Heroes"

2024 Block of the Month Quilt


An Original Quilt Design by TK Harrison—Owner of BOMquilts.com

Brought to you by BOMquilts.com & Maywood Studio

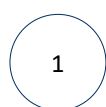
BOMquilts.com

MAYWOOD  STUDIO

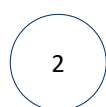
### Block #4—Little T Quilt Block—Sewing Instructions



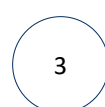
Little T Quilt Block  
Make ONE (1)



Make FOUR (4)  
Half-Square  
Triangles  
Trim to 3" sq.



Make FOUR (4)  
Flying Geese  
Trim to 3" x 5 1/2"



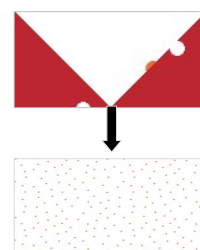
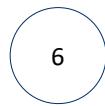
Make ONE (1)  
Square in a Square  
Trim to 5 1/2" sq.



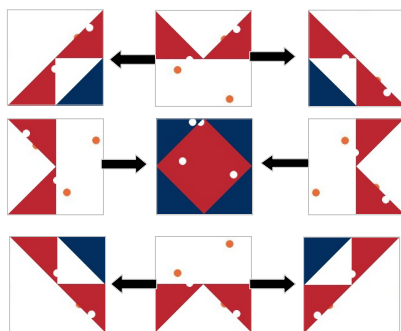
Make FOUR (4)



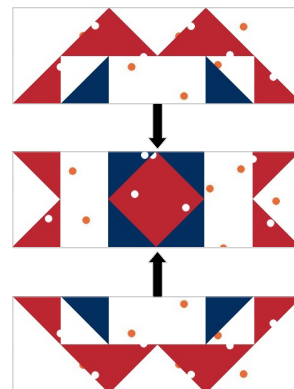
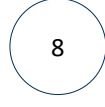
Trim to 1/4" from point  
Make FOUR (4)  
Trim to 5 1/2" sq.



Make FOUR (4)  
Trim to 5 1/2" sq.



Make ONE (1)  
Trim all  
components to 5 1/2" sq.



Make ONE (1)  
Unfinished Size =  
15 1/2" sq.

Stay Tuned for Block #6—Sergeant Stripes Quilt Block—to be Revealed on June 20, 2024!