



“Hometown Heroes”

2024 Block of the Month Quilt

An Original Quilt Design by TK Harrison—Owner of BOMquilts.com
Brought to you by BOMquilts.com & Maywood Studio

BOMquilts.com

MAYWOOD  STUDIO

Block #6—Envelope Quilt Block



“Hometown Heroes” is a traditionally pieced block of the month (BOM) quilt using the Kimberbell Basics “Tiny Dots” fabrics designed by Kimberbell from Maywood Studio & distributed by E.E. Schenck!

This quilt meets the requirements as a Quilts of Valor (QOV) Quilt! Make it for yourself or for a well deserving Veteran!

BOMquilts.com

Finished quilt = 63” x 80 1/2”

Finished Blocks for Quilt = 15” Square

Unfinished Blocks for Quilt = 15 1/2” Square


MaywoodStudio.com

EEScheck.com

All seams a scant 1/4”

Press in the direction of the arrows

Read ALL Instructions Before Beginning



Envelope Quilt Block
Make ONE (1)

This pattern has been tested, to the best of our ability. If your block does not come out the size shown, please try adjusting your needle position to the appropriate position (left or right) to see if you get the correct block size.



“Hometown Heroes”

2024 Block of the Month Quilt

An Original Quilt Design by TK Harrison—Owner of BOMquilts.com

Brought to you by BOMquilts.com & Maywood Studio

BOMquilts.com

MAYWOOD  STUDIO

Block #6—Envelope Quilt Block—Cutting Instructions

Fabric Color	Cut #1	Cut #2 (if applicable)
Red Dot	Cut FOUR (4) 6” square	N/A
Red Dot	Cut SIX (6) 4 1/4” squares	Then cut the squares diagonally, corner-to-corner, ONE (1) time. Will yield TWO (2) triangles per square.
Blue Dot	Cut TWO (2) 7 3/8” squares	Then cut the squares diagonally, corner-to-corner, TWO (2) times. Will yield FOUR (4) triangles per square.
White Dot	Cut TWO (2) 4 1/4” squares	Then cut the squares diagonally, corner-to-corner, ONE (1) time. Will yield TWO (2) triangles per square.
White Dot	Cut TWO (2) 6 3/4” squares	Then cut the squares diagonally, corner-to-corner, ONE (1) time. Will yield TWO (2) triangles per square.
White Dot	Cut TWO (2) 7 3/8” squares	Then cut the squares diagonally, corner-to-corner, TWO (2) times. Will yield FOUR (4) triangles per square.



“Hometown Heroes”

2024 Block of the Month Quilt


An Original Quilt Design by TK Harrison—Owner of BOMquilts.com

Brought to you by BOMquilts.com & Maywood Studio

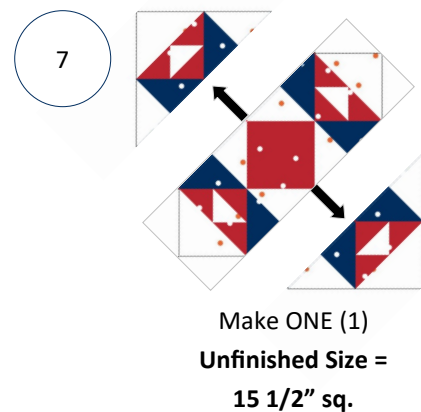
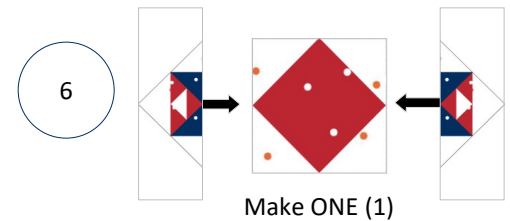
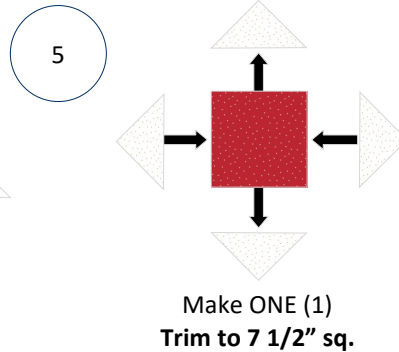
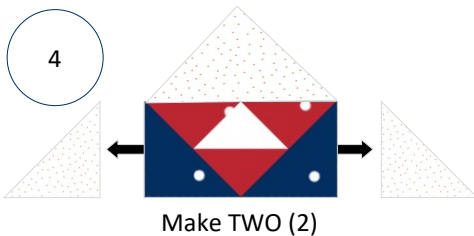
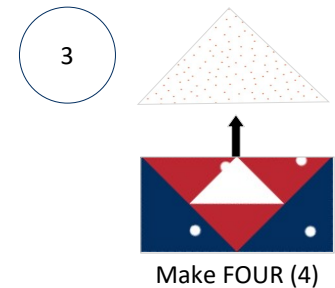
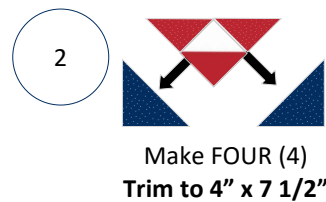
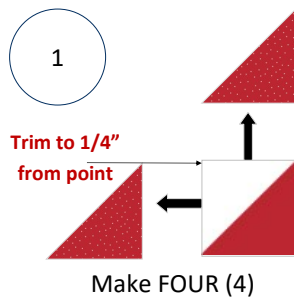
BOMquilts.com

MAYWOOD  STUDIO

Block #6—Envelope Quilt Block—Sewing Instructions



Envelope Quilt Block
Make ONE (1)



Stay Tuned for Block #6 –Aunt Susie's Quilt Block to be Revealed on July 20, 2024!