



“Semiquincentennial”

2026 Block of the Month Quilt

An Original Quilt Design by TK Harrison—Owner of BOMquilts.com

Brought to you by BOMquilts.com & Abbi May’s Fabric Shop

BOMquilts.com



Block #2—Indiana Star Variation Quilt Block



“Semiquincentennial” is an appliquéd & a traditionally pieced block of the month (BOM) quilt! Using the Timeless Treasures & Northcott fabrics from Abbi May’s Fabric Shop!

BOMquilts.com

Finished quilt = 56” x 72”

Finished Blocks for Quilt = 15” Square


Unfinished Blocks for Quilt = 15 1/2” Square

AbbiMays.com

All seams a scant 1/4”

Press in the direction of the arrows

Read ALL Instructions Before Beginning



**Indiana Star
Variation Quilt
Block
Make ONE (1)**

This pattern has been tested, to the best of our ability. If your block does not come out the size shown, please try adjusting your needle position to the appropriate position (left or right) to see if you get the correct block size.



“Semiquincentennial”

2026 Block of the Month Quilt

An Original Quilt Design by TK Harrison—Owner of BOMquilts.com

Brought to you by BOMquilts.com & Abbi May’s Fabric Shop

BOMquilts.com



Block #2—Indiana Star Variation Quilt Block—Cutting Instructions

Make ONE (1) Indiana Star Variation Quilt Block

Fabric	Cut #1	Cut #2
Ditsy Fabrics Back-ground White	Cut FOUR (4) 5 1/2” square	N/A
Ditsy Fabrics Back-ground White	Cut ONE (1) 5 5/8” square	N/A
Ditsy Fabrics Back-ground White	Cut ONE (1) 6 1/4” square	Then cut the square diagonally, corner-to-corner, TWO (2) times. Will yield FOUR (4) triangles.
Star Spangled Patriot Navy Stars	Cut TWO (2) 6 1/4” squares	Then cut the squares diagonally, corner-to-corner, TWO (2) times. Will yield FOUR (4) triangles per square.
Crackle Cranberry	Cut ONE (1) 5 5/8” square	On the back side of the square draw a diagonal line, corner-to-corner, ONE (1) time.
Crackle Cranberry	Cut ONE (1) 6 1/4” square	Then cut the square diagonally, corner-to-corner, TWO (2) times. Will yield FOUR (4) triangles.



“Semiquincentennial”

2026 Block of the Month Quilt

An Original Quilt Design by TK Harrison—Owner of BOMquilts.com

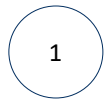
Brought to you by BOMquilts.com & Abbi May’s Fabric Shop

BOMquilts.com

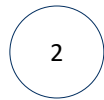


Block #2—Indiana Star Variation Quilt Block—Sewing Instructions

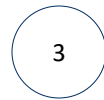
Make ONE (1) Indiana Star Variation Quilt Block



Create ONE (1) Quarter-Square Triangle
Trim to 5 1/2” square



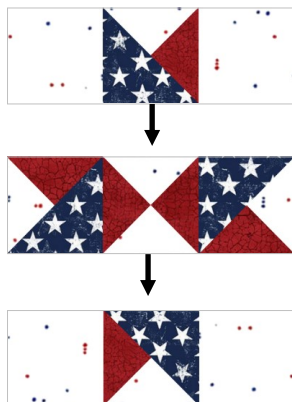
Create **FOUR (4)** Quarter-Square Triangles
Trim to 5 1/2” square




Make TWO (2)
Finished Size = 5 1/2” x 15 1/2”



Make ONE (1)
Finished Size = 5 1/2” x 15 1/2”



Make ONE (1)
Finished Size = 15 1/2” square



**Indiana Star
Variation Quilt
Block**
Make ONE (1)
Finished size = 15 1/2” square