



“Semiquincentennial”

2026 Block of the Month Quilt

An Original Quilt Design by TK Harrison—Owner of BOMquilts.com
Brought to you by BOMquilts.com & Abbi May’s Fabric Shop!

BOMquilts.com



Fabric Requirements & Introduction



“Semiquincentennial” is an appliquéd & a traditionally pieced block of the month (BOM) quilt! Using the Timeless Treasures & Northcott fabrics from Abbi May’s Fabric Shop!


BOMquilts.com

Finished quilt = 60” x 77”
Finished Blocks for Quilt = 15” Square
Unfinished Blocks for Quilt = 15 1/2” Square

AbbiMays.com


All seams a scant 1/4”
Press in the direction of the arrows
Read ALL Instructions Before Beginning

There are only THREE (3) Fabric Requirements in the 2026 “Semiquincentennial” BOM Quilt:




Star Spangled
Patriot Stars
Navy
CO2226

1 1/4 yards



Crackle
Cranberry
Northcott
9045-24

1 3/4 yards



Ditsy Fabrics
Background
White
C8900

3 1/8 yards

This pattern has been tested, to the best of our ability. If your block does not come out the size shown, please try adjusting your needle position to the appropriate position (left or right) to see if you get the correct block size.



"Semiquincentennial"

2026 Block of the Month Quilt


An Original Quilt Design by TK Harrison—Owner of BOMquilts.com
Brought to you by BOMquilts.com & Abbi May's Fabric Shop!




BOMquilts.com

Introduction


There are NINE (9) Quilt Blocks in the 2026 "Semiquincentennial" BOM Quilt:




Indiana Star
Variation Quilt Block




Twisted Star Quilt
Block



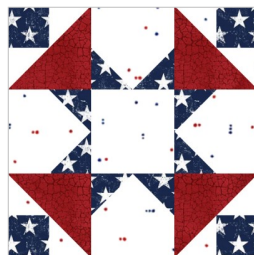
Stars & Pinwheels
Quilt Block



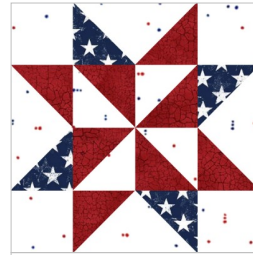
Suzanne's Star Quilt
Block



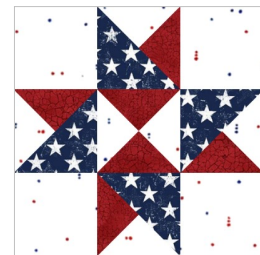
Martha Washing-
ton's Star Quilt Block



French Star Quilt
Block



Sara's Star Quilt
Block



Ohio Star Variation
Quilt Block

Helpful Tools:

- Rotary cutter & cutting mat
- Bloc-loc 6 1/2" sq. ruler
- 2 1/2" x 12" or 6" x 12" ruler
- Or the ruler that suits you best



Stars & Stripes Quilt
Block

Also needed:

- Quilt batting - cotton batting recommended (such as Warm and Natural)
- 4 1/4 yds. of Backing Fabric
- Coordinating cotton thread
- Mary Ellen's Best Press, starch or something to stabilize your fabrics
- Wool pressing mat