

TT Calendar Quilt

Make a Calendar Quilt and/or Make a Quilt Calendar!

2007 BOM Project from BOMQuilts.com & AbbiMays.com

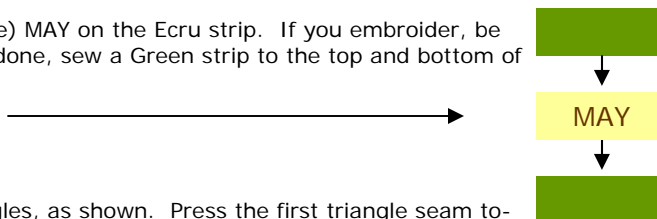
April 2007 Block Set

Monthly Star Block - All Seams 1/4"




Fabric	Cut
Green	Cut TWO (2) 1 5/8" X 4" strips
Ecrú (Beige)	Cut FOUR (4) 2 1/4" squares.
Ecrú (Beige)	Cut ONE (1) 4 3/4" square - then cut this square diagonally, from corner to corner, TWO (2) times - ending with 4 triangles
Blue	Cut FOUR (4) 2 5/8" squares - then cut these squares diagonally, from corner to corner, ONE (1) time - ending with 8 triangles
Ecrú (Beige)	Cut ONE (1) 1 5/8" X 4" strip

- 1) You may write or embroider (by hand or machine) MAY on the Ecrú strip. If you embroider, be sure to use a stabilizer behind the fabric. Once done, sew a Green strip to the top and bottom of the Ecrú strip, pressing toward the Green strips:



- 2) Sew the Blue triangles to the Ecrú (larger) triangles, as shown. Press the first triangle seam toward Ecrú and the second triangle seam toward Blue:

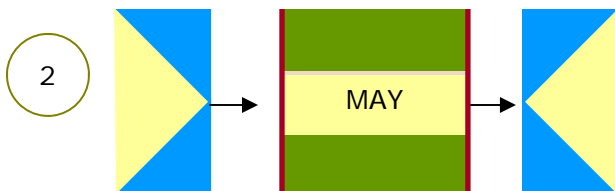
Make 4



- 3) Now, piece your block, as shown, pressing toward the red lines:



Make 2



3

