

TT Calendar Quilt

Make a Calendar Quilt and/or Make a Quilt Calendar!

2007 BOM Project from BOMQuilts.com & AbbiMays.com

July 2007 Block Set

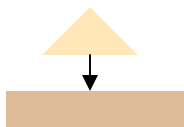


Fabric	Cut
Red	Cut TWO (2) 1 3/8" x 4" strips
Blue	Cut TWO (2) 1 3/8" x 4" strips
Blue	Cut TWO (2) 2 1/4" squares
Tan	Cut FOUR (4) 1 3/8" x 4" strips
Shades of Tan (2 fabrics)	Cut ONE (1) *each color* 1 3/4" x 6 1/8" strips
Shades of Tan (2 fabrics)	Cut ONE (1) *each color* 2 1/2" squares - once done, cut each square diagonally, corner-to-corner ONE (1) time. You will only need ONE (1) of these triangles for this block.

School Camp Block

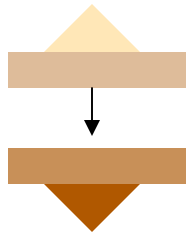
Press in the direction of the arrow.

1

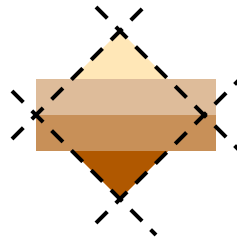


Make TWO (2)
with your shades
of Tan fabrics

2



3

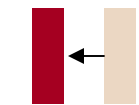


CUT this center section so that it is a 6 1/8" square.

4



Make TWO (2)



Make TWO (2)

5



Make TWO (2)

Make TWO (2)

6



7

