




BOMquilts.com

“Majestic Beauty”

2022 Block of the Month Quilt is an On-Point Quilt
An Original Quilt Design by TK Harrison—Owner of BOMquilts.com
Brought to you by BOMquilts.com & Abbi May’s Quilt Shop



“Majestic Beauty” is a traditionally pieced & on-point block of the month quilt featuring the “Jade Garden Batiks” fabrics designed in house by Wilmington Fabrics

www.BOMquilts.com

Finished quilt = 81” Square

Finished Blocks for Quilt = 13” Square

Unfinished Blocks for Quilt = 13 1/2” Square

Purchase the Quilt Kit from:

www.AbbiMays.com

All seams a scant 1/4”

Press in the direction of the arrows

Read ALL Instructions Before Beginning

“Majestic Beauty” Finishing Instructions



2022 Block of the Month Quilt is an On-Point Quilt
 An Original Quilt Design by TK Harrison—Owner of BOMquilts.com
 Brought to you by BOMquilts.com & Abbi May’s Quilt Shop



“Majestic Beauty” Finishing Instructions

To Finish my “Majestic Beauty” BOM Quilt:

- 1) Sew the quilt blocks together starting with the center quilt blocks.
- 2) Sew the rows together, **on the diagonal**, starting with the center rows.
- 3) Sew the Left & Right borders to the newly created quilt top.
- 4) Sew the Top & Bottom borders to the newly created quilt top.

1

Rows #1 & #7 (from the left-hand corner) Quilt Block is as Follows:

- 1) Annie’s Star

Row #2 (from the left-hand corner) Quilt Block is as Follows:

- 1) Georgetown Star
- 2) Single Irish Chain
- 3) Peaceful

Row #3 (from the left-hand corner) Quilt Block is as Follows:

- 1) Georgetown Star
- 2) Single Irish Chain
- 3) Morning Glory
- 4) Single Irish Chain
- 5) Peaceful



The Center Row #4 Quilt Blocks are as Follows:


- 1) Annie’s Star
- 2) Single Irish Chain
- 3) Morning Glory
- 4) Morning Glory Center
- 5) Single Irish Chain
- 6) Georgetown Star

Row #5 (from the left-hand corner) Quilt Block is as Follows:

- 1) Aunt Dinah’s
- 2) Single Irish Chain
- 3) Morning Glory
- 4) Single Irish Chain
- 5) Georgetown Star

Row #6 (from the left-hand corner) Quilt Block is as Follows:

- 1) Aunt Dinah’s
- 2) Single Irish Chain
- 3) Georgetown Star




2022 Block of the Month Quilt is an On-Point Quilt
 An Original Quilt Design by TK Harrison—Owner of BOMquilts.com
 Brought to you by BOMquilts.com & Abbi May’s Quilt Shop

“Majestic Beauty” Finishing Instructions

To Finish my “Majestic Beauty” BOM Quilt:

- 1) Sew the quilt blocks together starting with the center quilt blocks.
- 2) Sew the rows together, **on the diagonal**, starting with the center rows.
- 3) Sew the Left & Right borders to the newly created quilt top.
- 4) Sew the Top & Bottom borders to the newly created quilt top.



Rows #1 & #7 (from the left-hand corner) Quilt Block is as Follows:

- 1) Annie’s Star

Row #2 (from the left-hand corner) Quilt Block is as Follows:

- 1) Georgetown Star
- 2) Single Irish Chain
- 3) Peaceful

Row #3 (from the left-hand corner) Quilt Block is as Follows:

- 1) Georgetown Star
- 2) Single Irish Chain
- 3) Morning Glory
- 4) Single Irish Chain
- 5) Peaceful

The Center Row #4 Quilt Blocks are as Follows:

- 1) Annie’s Star
- 2) Single Irish Chain
- 3) Morning Glory
- 4) Morning Glory Center
- 5) Single Irish Chain
- 6) Georgetown Star

Row #5 (from the left-hand corner) Quilt Block is as Follows:


- 1) Aunt Dinah’s
- 2) Single Irish Chain
- 3) Morning Glory
- 4) Single Irish Chain
- 5) Georgetown Star

Row #6 (from the left-hand corner) Quilt Block is as Follows:

- 1) Aunt Dinah’s
- 2) Single Irish Chain
- 3) Georgetown Star



2022 Block of the Month Quilt is an On-Point Quilt
An Original Quilt Design by TK Harrison—Owner of BOMquilts.com
Brought to you by BOMquilts.com & Abbi May’s Quilt Shop




“Majestic Beauty” Finishing Instructions (cont.)

To Finish my “Majestic Beauty” BOM Quilt:

- 1) Sew the quilt blocks together starting with the center quilt blocks.
- 2) Sew the rows together, **on the diagonal**, starting with the center rows.
- 3) Sew the Left & Right borders to the newly created quilt top.
- 4) Sew the Top & Bottom borders to the newly created quilt top.

3-4



After the Borders are sewn on the “Majestic Beauty” quilt top. All that is left to do is to create a quilt sandwich, quilt the quilt & sew on the binding!

Congratulations from BOMquilts.com & Abbi May’s Fabric Shop!