



2022 Block of the Month Quilt is an On-Point Quilt  
 An Original Quilt Design by TK Harrison—Owner of BOMquilts.com  
 Brought to you by BOMquilts.com & Abbi May’s Quilt Shop



**"Majestic Beauty" is a traditionally pieced & on-point block of the month quilt featuring the “Jade Garden Batiks” fabrics designed in house by Wilmington Fabrics**

[www.BOMquilts.com](http://www.BOMquilts.com)

Finished quilt = 81” Square

Finished Blocks for Quilt = 13” Square

Unfinished Blocks for Quilt = 13 1/2” Square

**Purchase the Quilt Kit from:**

[www.AbbiMays.com](http://www.AbbiMays.com)

All seams a scant 1/4”


Press in the direction of the arrows

**Read ALL Instructions Before Beginning**

## Sewing the On-Point “Majestic Beauty” Quilt Top Together

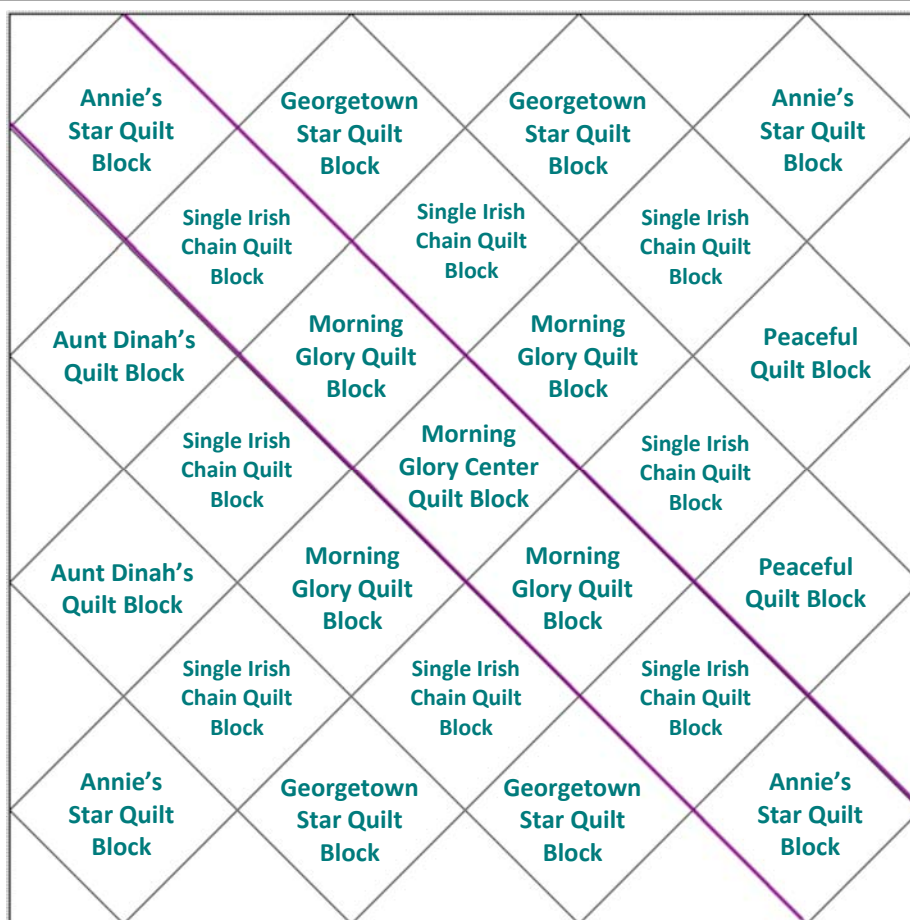
### Cutting Instructions for the On-Point Setting Squares & Triangles:

Fabric Color	Cut #1	Instructions or Cut #2
Green Purple Quilt Blocks	Cut ONE (1) 13 1/2” square.	Then cut the square diagonally, corner-to-corner, TWO (2) times. You’ll end up with FOUR
Green Purple Quilt Blocks	Cut SIX (6) 19 1/4” squares.	Then cut the squares diagonally, corner-to-corner, ONE (1) time. You’ll end up with TWO (2)



2022 Block of the Month Quilt is an On-Point Quilt  
 An Original Quilt Design by TK Harrison—Owner of BOMquilts.com  
 Brought to you by BOMquilts.com & Abbi May’s Quilt Shop

### Sewing the On-Point “Majestic Beauty” Quilt Top Together



Before the rows are sewn into a quilt top form the setting triangles need to be sewn to the ends of each of the rows!

**See Page 3**


This is the grid for the “Majestic Beauty” On-Point quilt top! There should be 25 of the “Majestic Beauty” quilt blocks already sewn together! Now it is time to put them into a quilt top form!

Pay attention to the names of each quilt block & sew them together in diagonal rows starting with the center row (outlined in Purple). Press the seams in opposite directions or press the seams open. It’s up to you! Continue until you have a “Majestic Beauty” quilt top!

Stay Tuned for the “Finishing Instructions” to be Released next Month!



2022 Block of the Month Quilt is an On-Point Quilt  
An Original Quilt Design by TK Harrison—Owner of BOMquilts.com  
Brought to you by BOMquilts.com & Abbi May’s Quilt Shop



### Sewing the On-Point “Majestic Beauty” Quilt Top Together

1



Make FOUR (4)  
“Annie’s Star” Quilt Block




Make TWO (2)  
“Annie’s Star”  
Quilt Block

2




Make TWO (2) **each**  
“Georgetown Star” Quilt Block

3



Make TWO (2)  
“Aunt Dinah’s” Quilt Block

4



Make TWO (2)  
“Peaceful” Quilt Block

Stay Tuned for the “Finishing Instructions” to be Released next Month!