





**BOMquilts.com**

## “Log Cabin Love”



2023 Block of the Month Quilt is a Traditionally Pieced Quilt  
 An Original Quilt Design by TK Harrison—Owner of BOMquilts.com  
 Brought to you by BOMquilts.com & Abbi May’s Quilt Shop



**“Log Cabin Love” is a traditionally pieced block of the month quilt featuring the “Colorwash” fabrics designed by Carrie Bloomston from Windham Fabrics**

[www.BOMquilts.com](http://www.BOMquilts.com)

Finished quilt = 84” Square

Finished Blocks for Quilt = 12” Square

Unfinished Blocks for Quilt = 12 1/2” Square

**Purchase the Quilt Kit from:**

[www.AbbiMays.com](http://www.AbbiMays.com)

All seams a scant 1/4”

Press in the direction of the arrows

**Read ALL Instructions Before Beginning**

## Block #1 – April 20, 2023 – Part #3

### Cutting Instructions for EIGHT (8) 12” finished & 12 1/2” unfinished quilt blocks:




Log Cabin  
 Star  
 Quilt Block  
 Make EIGHT (8)

Fabric Color	Cut #1	Instructions or Cut #2
Scribble Honey #1	Cut EIGHT (8) 2 1/2” squares.	N/A
Scribble Honey #3	Cut EIGHT (8) 2 1/2” x 4 1/2” rectangles.	N/A
Textured Solid Watermelon #4	Cut EIGHT (8) 2 1/2” x 4 1/2” rectangles.	N/A

### Cutting Instructions continued on the next page!

This pattern has been tested, to the best of our ability. If your block does not come out the size shown, please try adjusting your needle position to the appropriate position (left or right) to see if you get the correct block size.

© 2023 BOMQuilts.com - All Rights Reserved  
 For Personal Use ONLY



2023 Block of the Month Quilt is a Traditionally Pieced Quilt  
 An Original Quilt Design by TK Harrison—Owner of BOMquilts.com  
 Brought to you by BOMquilts.com & Abbi May’s Quilt Shop


## Block #1 – April 20, 2023 – Part #3

### Cutting Instructions for EIGHT (8) 12” finished & 12 1/2” unfinished quilt blocks (cont.):



Log Cabin  
 Star  
 Quilt Block  
 Make EIGHT (8)

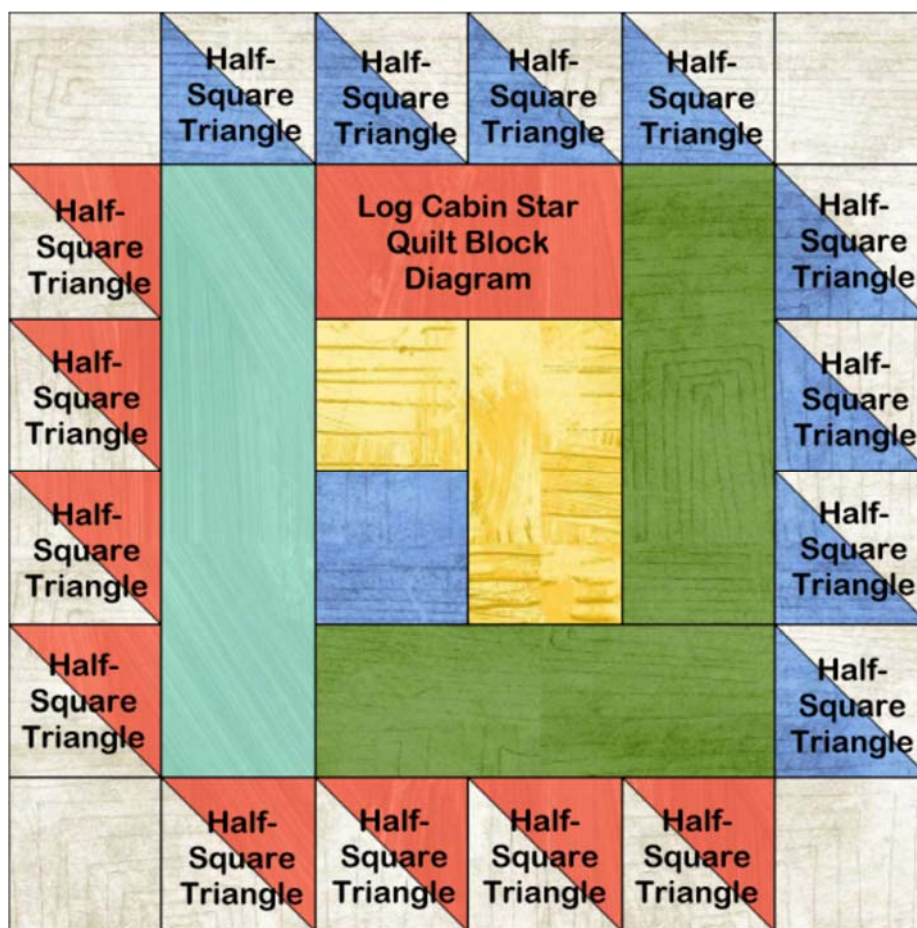
Fabric Color	Cut #1	Instructions or Cut #2
Textured Solid Watermelon #11	Cut THIRTY-TWO (32) 3” squares.	N/A
Scratch Moss #5 & #6	Cut SIXTEEN (16) 2 1/2” x 6 1/2” rectangles.	N/A
Textured Solid Seagrass #7	Cut EIGHT (8) 2 1/2” x 8 1/2” rectangles.	N/A
Scratch Cornflower #2	Cut EIGHT (8) 2 1/2” squares.	N/A
Scratch Cornflower #9	Cut THIRTY-TWO (32) 3” squares.	N/A
Scratch Gesso #11	Cut THIRTY-TWO (32) 2 1/2” squares.	N/A
Scratch Gesso #9 & #10	Cut SIXTY-FOUR (64) 3” squares.	On the back side of the squares draw a diagonal line, corner-to-corner, ONE (1) time.




2023 Block of the Month Quilt is a Traditionally Pieced Quilt  
 An Original Quilt Design by TK Harrison—Owner of BOMquilts.com  
 Brought to you by BOMquilts.com & Abbi May’s Quilt Shop

## Block #1 – April 20, 2023 – Part #3

### “Log Cabin Star Quilt Block Diagram”



The best way to sew the “Log Cabin Star” quilt block together is to sew the center first. Next sew the Half-Square Triangles together. Then sew the Half-Square Triangles to the FOUR (4) corner squares. Now sew the Half-Square Triangles to the left & right of the center section. Finally sew the top & bottom rows (Half-Square Triangles + FOUR (4) corner squares) to the center rectangle.



2023 Block of the Month Quilt is a Traditionally Pieced Quilt  
 An Original Quilt Design by TK Harrison—Owner of BOMquilts.com  
 Brought to you by BOMquilts.com & Abbi May’s Quilt Shop

## Block #1 – April 20, 2023 – Part #3

### Piecing the “Log Cabin Sunset” Quilt Block Together



Log Cabin  
 Star  
 Quilt Block  
 Make EIGHT (8)



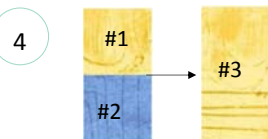
1 #2 & #9  
 Make FORTY-EIGHT (48)  
 Half-Square Triangles out of  
 the Scratch Cornflower &  
 Scratch Gesso 3” squares.  
 Then square up the finished  
 HST’s to 2 1/2” square.



2 #11 & #10  
 Make FORTY-EIGHT (48) Half-  
 Square Triangles out of the  
 Textured Solid Watermelon &  
 Scratch Gesso 3” squares.  
 Then square up the finished  
 HST’s to 2 1/2” square.




Make EIGHT (8)



Make EIGHT (8)



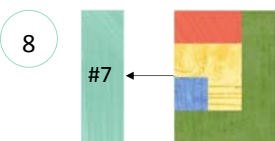
Make EIGHT (8)



Make EIGHT (8)



Make EIGHT (8)



Make EIGHT (8)



Make EIGHT (8)




Make EIGHT (8)



Make EIGHT (8)



Make EIGHT (8)



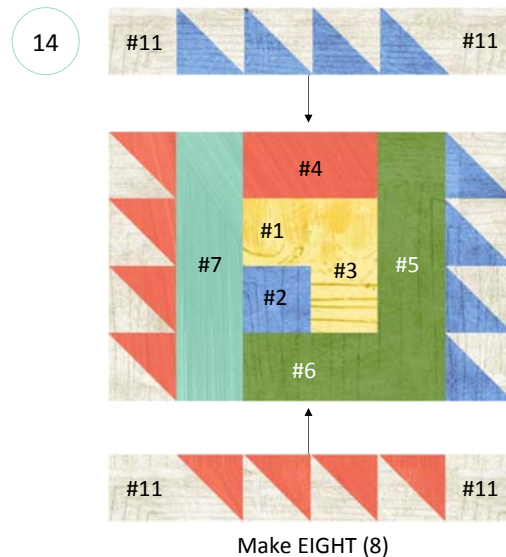
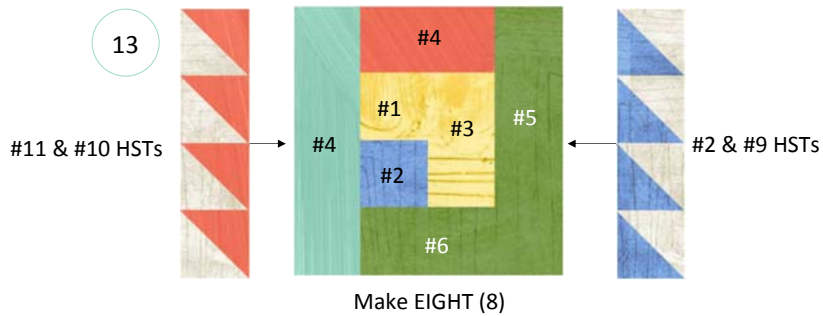
2023 Block of the Month Quilt is a Traditionally Pieced Quilt  
 An Original Quilt Design by TK Harrison—Owner of BOMquilts.com  
 Brought to you by BOMquilts.com & Abbi May’s Quilt Shop

## Block #1 – April 20, 2023 – Part #3

### Piecing the “Log Cabin Star” Quilt Block Together (cont.)



Log Cabin  
 Star  
 Quilt Block  
 Make EIGHT (8)



## Stay Tuned for Block #2 - May 20, 2023 – Part #2

This pattern has been tested, to the best of our ability. If your block does not come out the size shown, please try adjusting your needle position to the appropriate position (left or right) to see if you get the correct block size.

© 2023 BOMQuilts.com - All Rights Reserved  
 For Personal Use ONLY