



“Hometown Heroes”

2024 Block of the Month Quilt

An Original Quilt Design by TK Harrison—Owner of BOMquilts.com

Brought to you by BOMquilts.com & Maywood Studio

BOMquilts.com

MAYWOOD  STUDIO

Block #1—Middle Quilt Block



“Hometown Heroes” is a traditionally pieced block of the month (BOM) quilt using the Kimberbell Basics “Tiny Dots” fabrics designed by Kimberbell from Maywood Studio!

This quilt meets the requirements as a Quilts of Valor (QOV) Quilt! Make it for yourself or for a well deserving Veteran!

BOMquilts.com

Finished quilt = 63” x 80 1/2”

Finished Blocks for Quilt = 15” Square


Unfinished Blocks for Quilt = 15 1/2” Square

MaywoodStudio.com

All seams a scant 1/4”

Press in the direction of the arrows

Read ALL Instructions Before Beginning



Middle Quilt Block
Make ONE (1)

This pattern has been tested, to the best of our ability. If your block does not come out the size shown, please try adjusting your needle position to the appropriate position (left or right) to see if you get the correct block size.



“Hometown Heroes”

2024 Block of the Month Quilt

An Original Quilt Design by TK Harrison—Owner of BOMquilts.com

Brought to you by BOMquilts.com & Maywood Studio

BOMquilts.com

MAYWOOD  STUDIO

Block #1—Middle Quilt Block (cont.)

Fabric Color	Cut #1	Cut #2 (if applicable)
Red Dot	Cut TWO (2) 3 1/2” squares	N/A
Red Dot	Cut ONE (1) 7 3/8” square	Then cut the square diagonally, corner-to-corner, TWO (2) times. Will yield FOUR (4) triangles.
Blue Dot	Cut TWO (2) 3 1/2” squares	N/A
Blue Dot	Cut TWO (2) 6 3/4” squares	N/A
White Dot	Cut TWO (2) 6 3/4” squares	On the back side of the squares draw a diagonal line, corner-to-corner, ONE (1) time.
White Dot	Cut FOUR (4) 4 1/4” squares	Then cut the squares diagonally, corner-to-corner, ONE (1) time. Will yield TWO (2) triangles per
White Dot	Cut FOUR (4) 3 1/2” x 6” rectangles	N/A

Please refer to our “Tutorials” page for assistance with the Four-Patch, Half-Square Triangles and/or the Flying Geese components of this “Middle Quilt Block.”



“Hometown Heroes”

2024 Block of the Month Quilt


An Original Quilt Design by TK Harrison—Owner of BOMquilts.com

Brought to you by BOMquilts.com & Maywood Studio

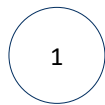
BOMquilts.com

MAYWOOD  STUDIO

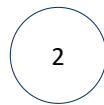
Block #1—Middle Quilt Block (cont.)




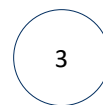
Middle Quilt Block
Make ONE (1)



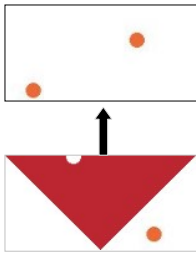
Make FOUR (4)
Half-Square
Triangles
Trim to 5 1/2" sq.



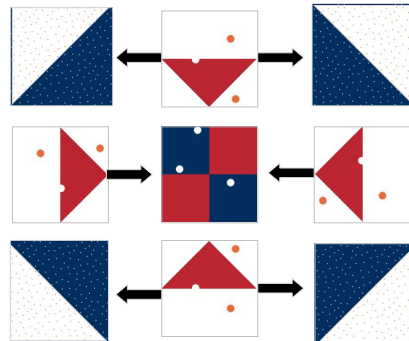
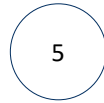
Make ONE (1)
Four-Patch
Square
Trim to 5 1/2" sq.



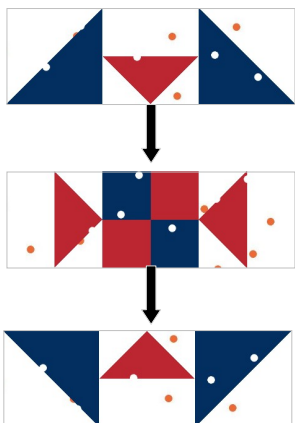
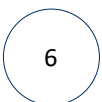
Make FOUR (4) Fly-
ing Geese
Trim to 3" x 5 1/2"



Make FOUR (4)
Trim to 5 1/2" sq.



Make ONE (1)
Trim all
components to 5 1/2" sq.



Unfinished Size =
15 1/2" sq.

Stay Tuned for Block #2 –Aunt Sue’s Quilt Block to be Revealed Next!