



"Canyon Adventures"

2025 Block of the Month Quilt

An Original Quilt Design by TK Harrison—Owner of BOMquilts.com

BOMquilts.com



Block #2—Ribbon Quilt Block



"Canyon Adventures" is a traditionally pieced block of the month (BOM) quilt using the Benartex Chalk Textures fabrics designed by Cherry Guidry from Abbi May's Fabric Shop!

BOMquilts.com

Finished quilt = 56" x 72"

Finished Blocks for Quilt = 14" Square

Unfinished Blocks for Quilt = 14 1/2" Square

AbbiMays.com

All seams a scant 1/4"

Press in the direction of the arrows

Read ALL Instructions Before Beginning



**Ribbon Quilt Block
Make ONE (1)**



"Canyon Adventures"

2025 Block of the Month Quilt

An Original Quilt Design by TK Harrison—Owner of BOMquilts.com

Brought to you by BOMquilts.com & Abbi May's Fabric Shop!

BOMquilts.com



Block #2—Ribbon Quilt Block—Cutting Instructions

Fabric Color	Cut #1	Cut #2 (if applicable)
Chalk Texture Yellow	Cut ONE (1) 5 1/2" square	On the back side of the squares draw a diagonal line, corner-to-corner, ONE (1) time.
Chalk Texture Hot Pink	Cut ONE (1) 5 1/2" square	N/A (Only ONE (1) of these HSTs will be used in this quilt block.)
Chalk Texture Orchid	Cut ONE (1) 4 3/8" square	N/A
Chalk Texture Sky	Cut ONE (1) 7 7/8" square	Then cut the squares diagonally, corner-to-corner, ONE (1) time. Will yield TWO (2) triangles per square.
Chalk Texture Turquoise	Cut ONE (1) 7 7/8" square	Then cut the squares diagonally, corner-to-corner, ONE (1) time. Will yield TWO (2) triangles per square.
Cotton Shot White	Cut ONE (1) 4 3/8" square	On the back side of the squares draw a diagonal line, corner-to-corner, ONE (1) time.
Cotton Shot White	Cut TWO (2) 4 3/8" squares	Then cut the squares diagonally, corner-to-corner, ONE (1) time. Will yield TWO (2) triangles per square.
Cotton Shot White	Cut ONE (1) 7 5/8" square	Then cut the square diagonally, corner-to-corner, ONE (1) time. Will yield TWO (2) triangles.

Please refer to our "Tutorials" page for assistance with the Half-Square Triangle component of this "Ribbon Quilt Block."



"Canyon Adventures"

2025 Block of the Month Quilt


An Original Quilt Design by TK Harrison—Owner of BOMquilts.com

Brought to you by BOMquilts.com & Abbi May's Fabric Shop!

BOMquilts.com



Block #2—Ribbon Quilt Block—Sewing Instructions



Ribbon Quilt Block
Make ONE (1)

1



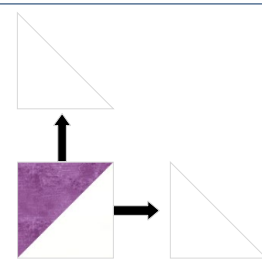
Make TWO (2) Half-Square Triangles
Trim to 4" sq.

2




Make ONE (1) Half-Square Triangle
Trim to 5 1/2" sq.

3




Make TWO (2)

4




Make ONE (1)
Trim to 7 1/2" sq.

5



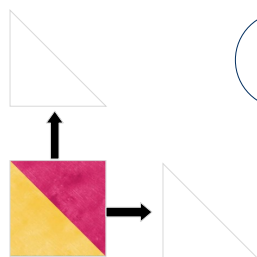
Make ONE (1)
Trim to 7 1/2" sq.

6



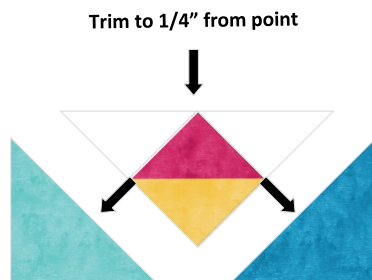
Make ONE (1)
Trim to 7 1/2" x 14 1/2"

7




Make ONE (1)

8



Make ONE (1)
Trim to 7 1/2" x 14 1/2"

9



Make ONE (1)
Unfinished size = 14 1/2" sq.

Stay Tuned for Block #3—Logo Quilt Block—to be Revealed on May 20, 2025!