




## "Canyon Adventures"

2025 Block of the Month Quilt

An Original Quilt Design by TK Harrison—Owner of BOMquilts.com

Brought to you by BOMquilts.com & Abbi May's Fabric Shop!

**BOMquilts.com**



### Block #4—Ribbons Quilt Block



"Canyon Adventures" is a traditionally pieced block of the month (BOM) quilt using the Benartex Chalk Textures fabrics designed by Cherry Guidry from Abbi May's Fabric Shop!

**[BOMquilts.com](http://BOMquilts.com)**

Finished quilt = 56" x 72"

Finished Blocks for Quilt = 14" Square

Unfinished Blocks for Quilt = 14 1/2" Square

**[AbbiMays.com](http://AbbiMays.com)**

All seams a scant 1/4"

Press in the direction of the arrows

**Read ALL Instructions Before Beginning**



**Ribbons Quilt Block  
Make ONE (1)**



## "Canyon Adventures"

2025 Block of the Month Quilt

An Original Quilt Design by TK Harrison—Owner of BOMquilts.com

Brought to you by BOMquilts.com & Abbi May's Fabric Shop!

**BOMquilts.com**



### Block #4—Ribbons Quilt Block—Cutting Instructions

Fabric Color	Cut #1	Cut #2 (if applicable)
Chalk Texture Yellow	Cut ONE (1) 7 3/8" square	Then cut the square diagonally, corner-to-corner, ONE (1) time. Will yield TWO (2) triangles
Chalk Texture Blue	Cut ONE (1) 7 3/8" square	Then cut the square diagonally, corner-to-corner, ONE (1) time. Will yield TWO (2) triangles .
Chalk Texture Blue	Cut TWO (2) 4 3/8" squares	Then cut the squares diagonally, corner-to-corner, ONE (1) time. Will yield TWO (2) triangles per square.
Chalk Texture Turquoise	Cut ONE (1) 8 1/4" squares	Then cut the squares diagonally, corner-to-corner, TWO (2) times. Will yield FOUR (4) triangles per square.
Cotton Shot White	Cut TWO (2) 4 3/8" squares	On the back side of the squares draw a diagonal line, corner-to-corner, ONE (1) time.
Cotton Shot White	Cut FOUR (4) 4 3/8" squares	Then cut the squares diagonally, corner-to-corner, ONE (1) time. Will yield TWO (2) triangles per square.

Please refer to our "Tutorials" page for assistance with the Half-Square Triangles and/or the Flying Geese components of this "Ribbons Quilt Block."



## "Canyon Adventures"

2025 Block of the Month Quilt

An Original Quilt Design by TK Harrison—Owner of BOMquilts.com  
Brought to you by BOMquilts.com & Abbi May's Fabric Shop!

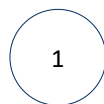
BOMquilts.com



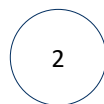
### Block #4—Ribbons Quilt Block—Sewing Instructions



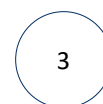
**Ribbons Quilt Block**  
Make ONE (1)



Make FOUR (4)  
Half-Square  
Triangles  
Trim to 4" sq.



Make FOUR (4)  
Flying Geese  
Trim to 4" x 7 1/2"



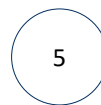
Trim to 1/4" from point



Make TWO (2)  
Flying Geese  
Trim to 4" x 7 1/2"



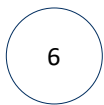
Make TWO (2)




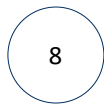
Nestle the points together



Make ONE (1)  
Trim to 7 1/2" sq.



Make TWO (2)  
Trim to 4" x 7 1/2"  
rectangle



Make ONE (1)  
Unfinished Size =  
14 1/2" sq.



Make ONE (1)  
Trim to 7 1/2" x 14 1/2"  
rectangle

**Stay Tuned for Block #5—Letter X Quilt Block—to be Revealed on July 20, 2025!**