




“Canyon Adventures”

2025 Block of the Month Quilt

An Original Quilt Design by TK Harrison—Owner of BOMquilts.com
Brought to you by BOMquilts.com & Abbi May’s Fabric Shop!

BOMquilts.com



Fabric Requirements & Introduction



“Canyon Adventures” is a traditionally pieced block of the month (BOM) quilt using the Benartex Chalk Textures fabrics designed by Cherry Guidry from Abbi May’s Fabric Shop!

BOMquilts.com

Finished quilt = 56” x 72”
Finished Blocks for Quilt = 14” Square
Unfinished Blocks for Quilt = 14 1/2” Square

AbbiMays.com

All seams a scant 1/4”
Press in the direction of the arrows
Read ALL Instructions Before Beginning

There are only SEVEN (7) Fabric Requirements in the 2025 “Canyon Adventures” BOM Quilt:

						
Chalk Texture Yellow 9488-33	Chalk Texture Hot Pink 9488-23	Chalk Texture Light Turquoise 9488-04	Chalk Texture Sky 9488-52	Chalk Texture Blue 9488-55	Chalk Texture Orchid 9488-64	Cotton Shot White 9636-09
5/8 yard	1/2 yard	1/4 yard	3/8 yard	1 3/8 yards	5/8 yard	2 1/4 yards

This pattern has been tested, to the best of our ability. If your block does not come out the size shown, please try adjusting your needle position to the appropriate position (left or right) to see if you get the correct block size.



“Canyon Adventures”

2025 Block of the Month Quilt


An Original Quilt Design by TK Harrison—Owner of BOMquilts.com
Brought to you by BOMquilts.com & Abbi May’s Fabric Shop!



BOMquilts.com

Introduction


There are NINE (9) Quilt Blocks in the 2025 “Canyon Adventures” BOM Quilt:




Double Windmill
Quilt Block



Lightning Bolt Quilt
Block



Logo Quilt Block




On-Point Hourglass
Quilt Block




Ribbon Quilt Block



Ribbons Quilt Block



The Letter X Quilt
Block



Turtle Quilt Block

Helpful Tools:

- Rotary cutter & cutting mat
- Bloc-loc 6 1/2” sq. ruler
- 2 1/2” x 12” or 6” x 12” ruler
- Or the ruler that suits you best



Navajo Quilt Block

Also needed:

- Quilt batting - cotton batting recommended (such as Warm and Natural)
- 4 1/4 yds. of Backing Fabric
- Coordinating cotton thread
- Mary Ellen’s Best Press, starch or something to stabilize your fabrics
- Wool pressing mat