

## “Walk in the Cottagewoods”

2006 BOM Mystery Quilt

An Original Quilt Design by TK Harrison from BOMquilts.com!

**BOMquilts.com**

### Clue #1



[www.BOMquilts.com](http://www.BOMquilts.com)!

Finished quilt = 78" square

Finished Blocks for Quilt = 24"

Unfinished Blocks for Quilt = 24 1/2"

All seams a scant 1/4".

Press in the direction of the arrows.

**Read ALL Instructions Before Beginning**


#### Cutting Instructions for a FOUR (4) 24" finished & 24 1/2" unfinished quilt block:

| Fabric Color | Cut #1                               | Instructions or Cut #2  |
|--------------|--------------------------------------|---|
| Fuchsia      | Cut SIXTEEN (16) 4 1/2" squares.     | N/A   |
| Fuchsia      | Cut SIXTEEN (16) 4 7/8" squares..    | N/A   |
| Cream        | Cut TWENTY-FOUR (24) 4 1/2" squares. | N/A   |
| Cream        | Cut SIXTEEN (16) 4 7/8" squares.     | On the back side of the squares draw a diagonal line, corner-to-corner, ONE (1) time. |
| Green        | Cut TWENTY (20) 4 1/2" squares.      | N/A   |
| Navy Blue    | Cut TWENTY (20) 4 1/2" squares.      | N/A   |
| Grey         | Cut TWENTY-FOUR (24) 4 1/2" squares. | N/A   |

This pattern has been tested, to the best of our ability. If your block does not come out the size shown, please try adjusting your needle position to the appropriate position (left or right)

© 2006 BOMQuilts.com - All Rights Reserved

For Personal Use ONLY



## "Walk in the Cottagewoods"

2006 BOM Mystery Quilt

An Original Quilt Design by TK Harrison from BOMquilts.com!

**BOMquilts.com**

### Clue #1

[www.BOMquilts.com](http://www.BOMquilts.com)!

Finished quilt = 58" square

Finished Blocks for Quilt = 12"

Unfinished Blocks for Quilt = 12 1/2"

All seams a scant 1/4".

Press in the direction of the arrows.

**Read ALL Instructions Before Beginning**


Please refer to the "Tutorials" link for info on how to create the specialty elements of this quilt block.


1



Make a total of  
SIXTEEN (16)  
Half-Square  
Triangles

2





## "Walk in the Cottagewoods"

2006 BOM Mystery Quilt

An Original Quilt Design by TK Harrison from BOMquilts.com!

**BOMquilts.com**

### Clue #1

[www.BOMquilts.com](http://www.BOMquilts.com)!

Finished quilt = 58" square

Finished Blocks for Quilt = 12"


Unfinished Blocks for Quilt = 12 1/2"

All seams a scant 1/4".

Press in the direction of the arrows.

**Read ALL Instructions Before Beginning**

3



**Stay Tuned for  
Clue #2!**