




## "Canyon Adventures"

2025 Block of the Month Quilt

An Original Quilt Design by TK Harrison—Owner of BOMquilts.com

Brought to you by BOMquilts.com & Abbi May's Fabric Shop!

**BOMquilts.com**



### Block #6—Lightning Quilt Block



"Canyon Adventures" is a traditionally pieced block of the month (BOM) quilt using the Benartex Chalk Textures fabrics designed by Cherry Guidry from Abbi May's Fabric Shop!

**[BOMquilts.com](http://BOMquilts.com)**

Finished quilt = 56" x 72"

Finished Blocks for Quilt = 14" Square

Unfinished Blocks for Quilt = 14 1/2" Square

**[AbbiMays.com](http://AbbiMays.com)**

All seams a scant 1/4"

Press in the direction of the arrows

**Read ALL Instructions Before Beginning**



**Lightning Quilt Block  
Make ONE (1)**



## "Canyon Adventures"

2025 Block of the Month Quilt

An Original Quilt Design by TK Harrison—Owner of BOMquilts.com

Brought to you by BOMquilts.com & Abbi May's Fabric Shop!

**BOMquilts.com**



### Block #6—Lightning Quilt Block—Cutting Instructions

Fabric Color	Cut #1	Cut #2 (if applicable)
Chalk Texture Yellow	Cut ONE (1) 2 5/8" square	On the back side of the squares draw a diagonal line, corner-to-corner, ONE (1) time.
Chalk Texture Yellow	Cut TWO (2) 2 1/4" x 9 1/4" rectangles	N/A
Chalk Texture Sky	Cut TWO (2) 2 5/8" squares	N/A
Chalk Texture Sky	Cut FOUR (4) 2 1/4" x 4" rectangles	N/A
Chalk Texture Blue	Cut ONE (1) 2 5/8" square	N/A
Chalk Texture Blue	Cut TWO (2) 2 1/4" x 4" rectangles	N/A
Chalk Texture Blue	Cut TWO (2) 2 1/4" x 4" rectangles	N/A
Chalk Texture Hot Pink	Cut TWO (2) 2 5/8" squares	On the back side of the squares draw a diagonal line, corner-to-corner, ONE (1) time.
Chalk Texture Hot Pink	Cut FOUR (4) 2 1/4" x 4" rectangles	N/A
Cotton Shot White	Cut TWO (2) 2 5/8" squares	On the back side of the squares draw a diagonal line, corner-to-corner, ONE (1) time.
Cotton Shot White	Cut TWO (2) 2 1/4" x 4" rectangles	N/A
Cotton Shot White	Cut TWO (2) 2 1/4" x 9 1/4" rectangles	N/A

**Please refer to our "Tutorials" page for assistance with the Half-Square Triangle components of this "Lightning Quilt Block."**



## "Canyon Adventures"

2025 Block of the Month Quilt


An Original Quilt Design by TK Harrison—Owner of BOMquilts.com

Brought to you by BOMquilts.com & Abbi May's Fabric Shop!

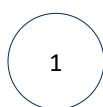
BOMquilts.com



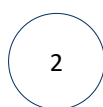
### Block #6—Lightning Quilt Block—Sewing Instructions



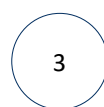
Lightning Quilt Block  
Make ONE (1)



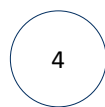
1  
Make TWO (2) Half-Square Triangles  
Trim to 2 3/8"



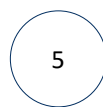
2  
Make TWO (2) Half-Square Triangles  
Trim to 2 3/8"



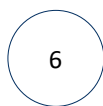
3  
Make TWO (2) Half-Square Triangles  
Trim to 2 3/8"




4  
Make TWO (2) Half-Square Triangles  
Trim to 2 3/8"



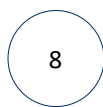
5  
Make TWO (2)




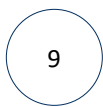
6  
Make TWO (2)



7  
Make TWO (2)



8  
Make TWO (2)



Make ONE (1)  
Unfinished Size =  
14 1/2" sq.

Stay Tuned for Block #7—On-Point Quilt Block—  
to be Revealed on September 20, 2025!